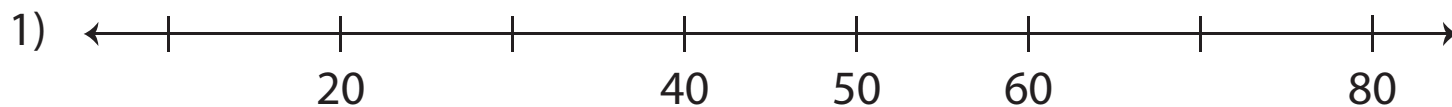
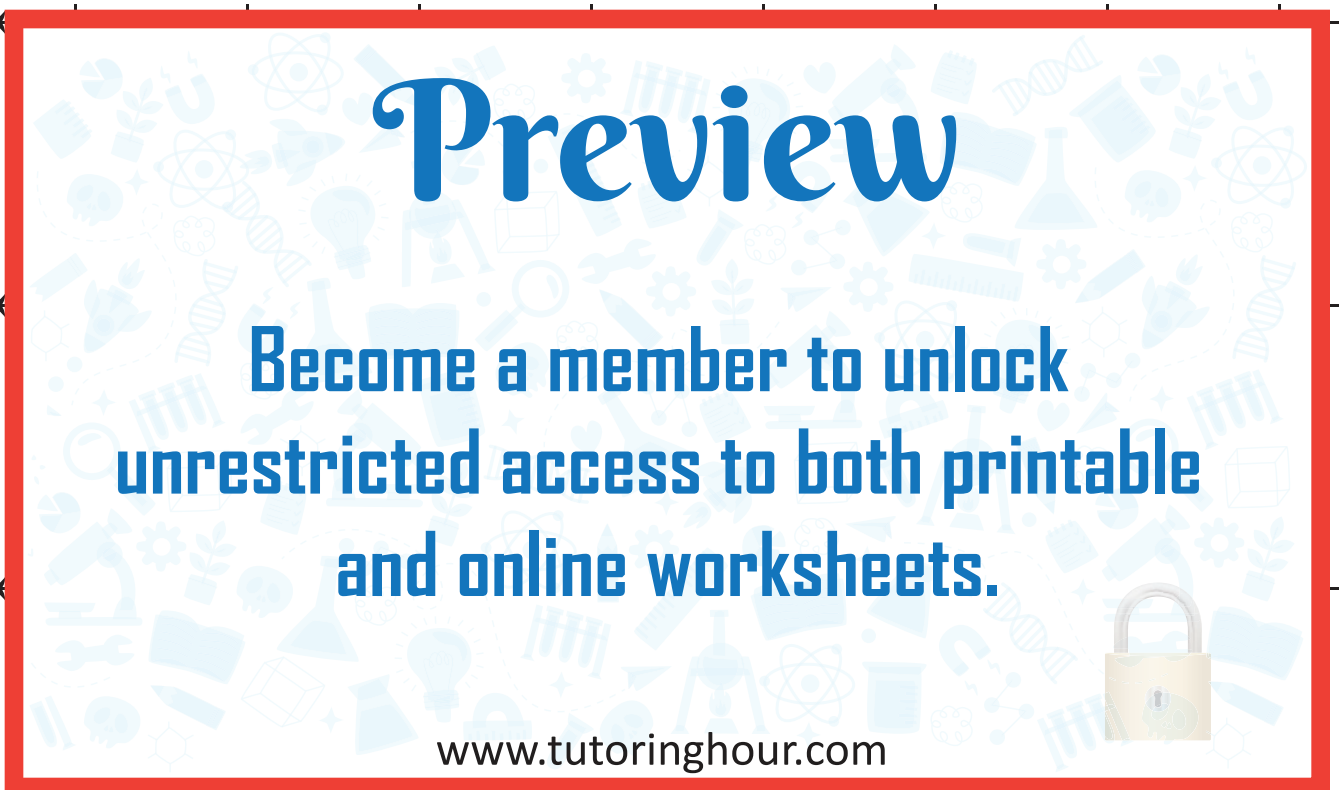



# Skip Counting by 10s


---


Skip count by 10s, and complete each number line.




2)  A large red-bordered box containing a background of light blue educational icons. The text inside the box reads: **Preview**  
**Become a member to unlock**  
**unrestricted access to both printable**  
**and online worksheets.**  
At the bottom right of the box is a yellow padlock icon. At the bottom center is the website address [www.tutoringhour.com](http://www.tutoringhour.com).

3)  A horizontal number line with arrows at both ends. It has tick marks at 100, 120, 140, 160, and 170. There are also unlabeled tick marks between 100 and 120, and between 120 and 140.

4)  A horizontal number line with arrows at both ends. It has tick marks at 40, 60, and 90. There are also unlabeled tick marks between 40 and 60, and between 60 and 90.

5)  A horizontal number line with arrows at both ends. It has tick marks at 40, 60, and 90. There are also unlabeled tick marks between 40 and 60, and between 60 and 90.

6)  A horizontal number line with arrows at both ends. It has tick marks at 40, 60, and 90. There are also unlabeled tick marks between 40 and 60, and between 60 and 90.