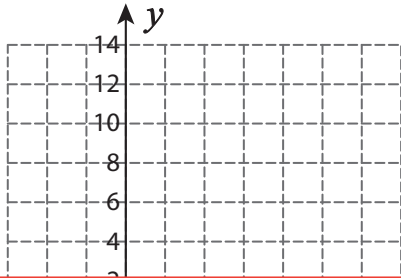


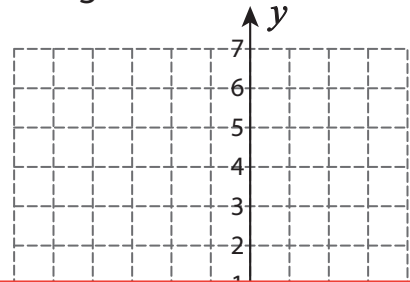
Constant of Proportionality

Draw a graph to show the proportional relationship $y = kx$.

1) $k = 3$



2) $k = \frac{2}{3}$



3)

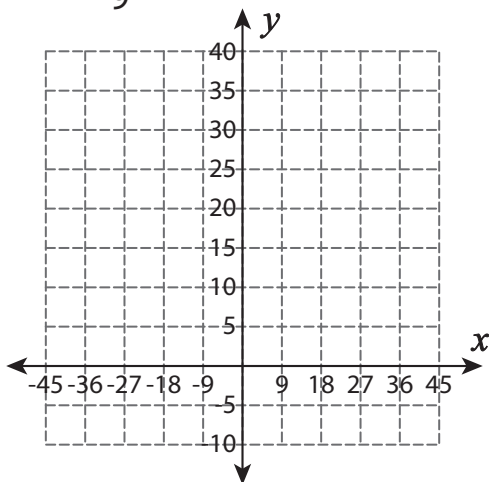
Preview

Become a member to unlock
unrestricted access to both printable
and online worksheets.



www.tutoringhour.com

5) $k = \frac{1}{9}$



6) $k = 8$

