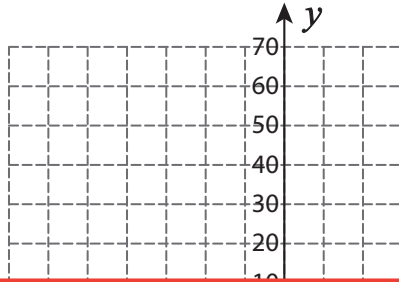


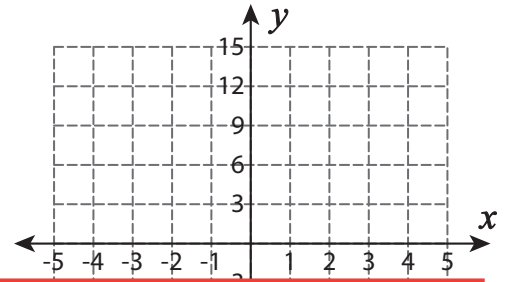
# Constant of Proportionality

Draw a graph to show the proportional relationship  $y = kx$ .

1)  $k = 10$




2)  $k = 4$



3)

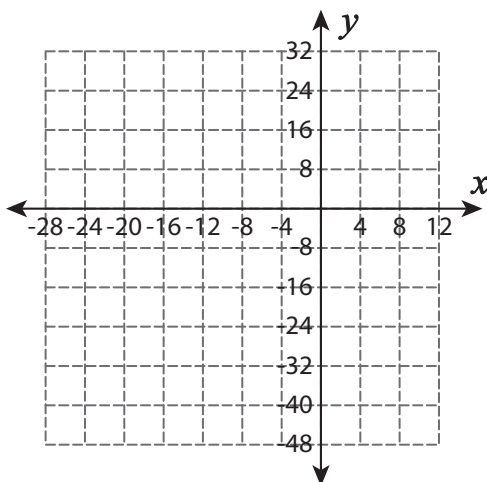
# Preview

Become a member to unlock  
unrestricted access to both printable  
and online worksheets.



[www.tutoringhour.com](http://www.tutoringhour.com)

5)  $k = 2$



6)  $k = \frac{1}{9}$

