




Left, Middle, and Right

A) Read each instruction and do as directed.

1) Circle the hat in the middle.



2)

Preview

Become a member to unlock
unrestricted access to both printable
and online worksheets.

3)

www.tutoringhour.com



B) Draw an apple on the left and an orange on the right.

