

Reading and Interpreting Pictographs

Answer Key




1) Riley, Kim, and Will carved jack-o'-lanterns for Halloween. Shown in the pictograph is the number of pumpkins carved by each of them. Read the pictograph and answer the questions.


i) Who carved the most pumpkins?

_____ **Will**





ii) How many pumpkins did Riley carve?


_____ **2 pumpkins**

Jack-O'-Lanterns	
Children	Number of Pumpkins
Riley	
Kim	
Will	

 Key = 1 pumpkin


2) A group of friends discussed whether to hit the beach or hike a mountain. The pictograph shows how many people wanted to go to the beach and how many were keen to hike. Analyze the data and interpret it.

Beach or Mountain?	
Places	Number of People
	
	

 Key = 1 people

i) How many friends were in the group?

_____ **8 friends**

ii) How many friends preferred to hike a ?

_____ **3 friends**




3) Little Tim was strolling through a park on a Saturday evening. He kept count of the different equipment he saw in the park. Observe the data, and answer the questions.


i) How many seesaws did Tim count?

_____ **5**

ii) How many more swings were there than monkey bars?

_____ **5**

Park Equipment Tim Saw	
Equipments	Number of Park Equipment
Swings	
Monkey Bars	
Seesaws	

 Key = 1 equipment