



Reading and Interpreting Scaled Pictographs

- 1) An origami enthusiast, Ramona spends hours working on exciting origami projects every day. The pictograph depicts the number of projects Ramona completed in a week. Read and interpret the data.

Ramona's Origami Projects	
Projects	Number of Projects
Flowers	
Swans	

- i) Count and write the total number of origami projects Ramona made over the week.
- _____

- ii) Which origami project did Ramona make the




Preview

Become a member to unlock
unrestricted access to both printable
and online worksheets.



www.tutoringhour.com

- 2) Lauren went shopping in the following months.
- Months: _____
- i) _____

October	
November	
December	

- ii) How many times did Lauren go shopping in all?

30 times 6 times

- iii) Did Lauren shop more or fewer times in November than December?
- _____

Key:  = 5 times