



# Reading and Interpreting Scaled Pictographs

- 1) The picture graph shows the accessories and pieces of clothing in the Millers' winter wardrobe. Carefully read the picture graph and answer the questions that follow.

The Millers' Winter Wardrobe	
Apparels	Number of Items
Scarves	
	

i) How many pairs of mittens are in the wardrobe?

\_\_\_\_\_

ii) How many more pairs of mittens are there

\_\_\_\_\_

\_\_\_\_\_

# Preview

Become a member to unlock  
unrestricted access to both printable  
and online worksheets.



www.tutoringhour.com

- 2) G  
cc  
i




\_\_\_\_\_


ii) Who ate the most cookies?

\_\_\_\_\_

iii) How many more cookies did Evan eat than Ginny?

\_\_\_\_\_

Ginny	
Nicole	
Evan	

Key:  = 2 cookies