






Reading and Interpreting Scaled Pictographs Answer Key

- 1) The picture graph shows the accessories and pieces of clothing in the Millers' winter wardrobe. Carefully read the picture graph and answer the questions that follow.

The Millers' Winter Wardrobe	
Apparels	Number of Items
Scarves	
Sweaters	
Boots	
Mittens	

Key:  = 5 accessories

- i) How many pairs of mittens are in the wardrobe?

35 pairs of mittens

- ii) How many more pairs of mittens are there than boots?

20 more pairs

- iii) There are 25 _____ in the wardrobe.

a) scarves sweaters c) pairs of boots

- 2) Ginny, Nicole, and Evan shared a family size pack of cookies. The table displays the number of cookies they ate. Read the pictograph and answer the questions that follow.

- i) How many cookies did Nicole eat?




8 cookies


- ii) Who ate the most cookies?

Evan

- iii) How many more cookies did Evan eat than Ginny?

4 more cookies

Sharing a Pack of Cookies	
Names	Number of Cookies
Ginny	
Nicole	
Evan	

Key:  = 2 cookies