


Size Patterns

Circle the picture that comes next in each pattern.

1)




2)

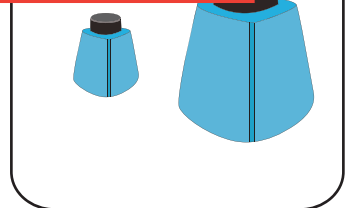
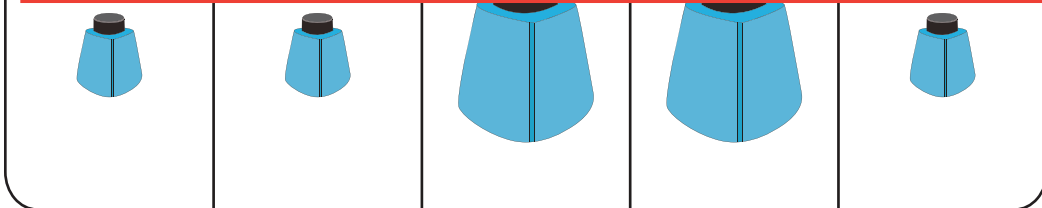
Preview

Become a member to unlock
unrestricted access to both printable
and online worksheets.

www.tutoringhour.com



4)



5)

