
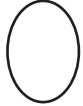
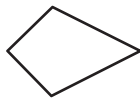
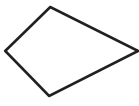



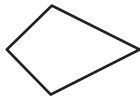














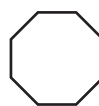
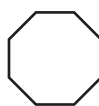



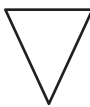











Shape Patterns

A) Circle the shape that comes next.

1)								
2)								
3)	<div style="border: 2px solid red; padding: 10px; text-align: center;"> <h2 style="color: blue;">Preview</h2> <p style="color: blue; font-weight: bold;">Become a member to unlock unrestricted access to both printable and online worksheets.</p>  <p>www.tutoringhour.com</p> </div>							
4)								
B) C								
1)								

2)		_____		_____					
3)						_____			_____
4)			_____					_____	