






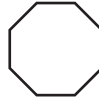










Shape Patterns

A) Circle the shape that comes next.
















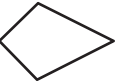


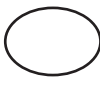


1)								
2)								

Preview

Become a member to unlock
unrestricted access to both printable
and online worksheets.



www.tutoringhour.com

2)					_____			_____	
3)			_____				_____		
4)						_____			_____