












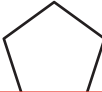













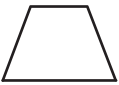



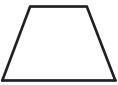





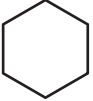



Shape Patterns

A) Circle the shape that comes next.

1)									
2)									
3)	<div style="border: 2px solid red; padding: 10px; text-align: center;"> <h2 style="color: blue;">Preview</h2> <p style="color: blue; font-weight: bold;">Become a member to unlock unrestricted access to both printable and online worksheets.</p> <p style="color: blue;">www.tutoringhour.com</p>  </div>								
4)									
B) C									
1)									
2)				_____			_____		
3)			_____		_____				
4)		_____						_____	