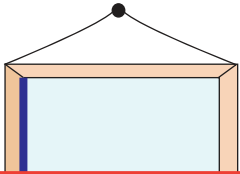


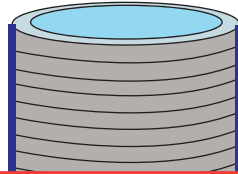
Real-life Parallel and Perpendicular Lines

Identify the highlighted pair of lines in each object as parallel or perpendicular.

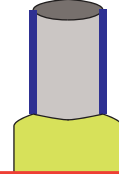
1)



2)



3)




4)

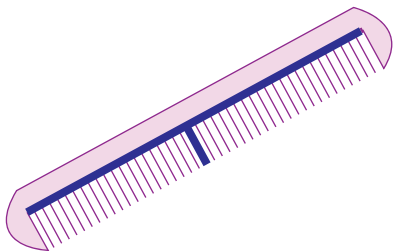
Preview

Become a member to unlock
unrestricted access to both printable
and online worksheets.


www.tutoringhour.com



7)



8)



9)

