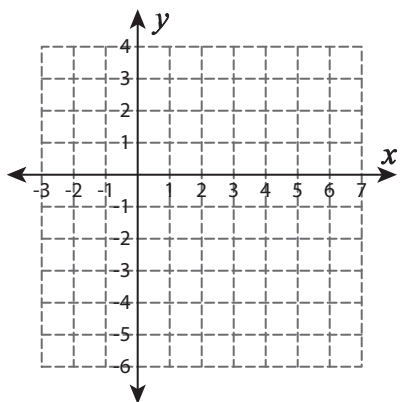


Graphing Quadratic Functions

Complete each table and sketch the graph.

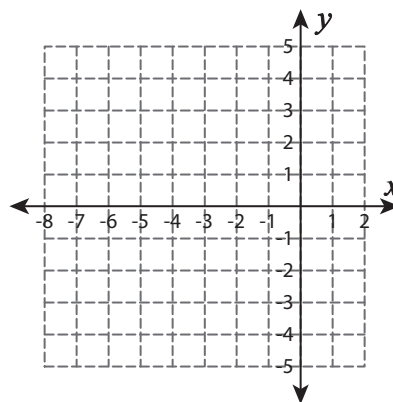
1) $f(x) = -x^2 + 4x - 2$

x	0	1	2	3	4
$f(x)$					



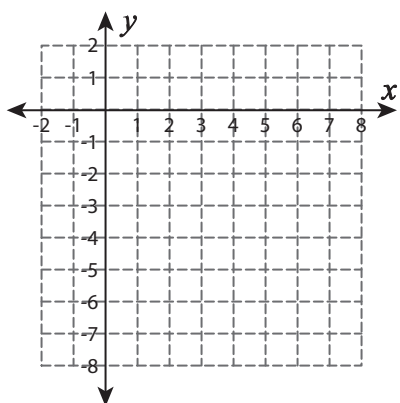
2) $f(x) = x^2 + 8x + 13$

x	-6	-5	-4	-3	-2
$f(x)$					



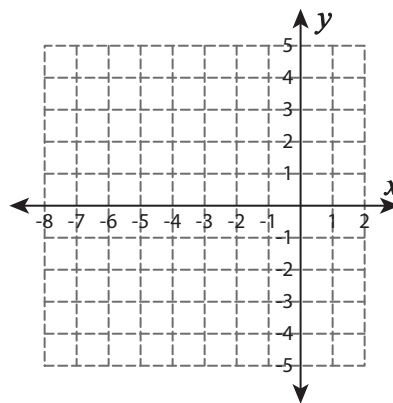
3) $f(x) = x^2 - 2x - 2$

x	-1	0	1	2	3
$f(x)$					



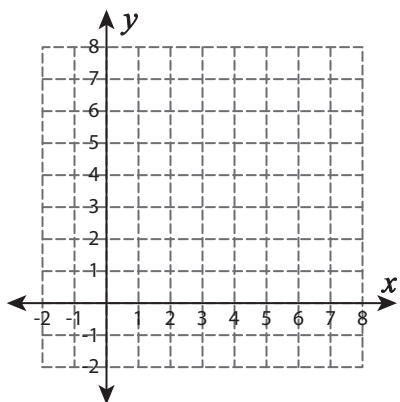
4) $f(x) = -x(x + 2)$

x	-3	-2	-1	0	1
$f(x)$					



5) $f(x) = -(x - 4)^2 + 5$

x	2	3	4	5	6
$f(x)$					



6) $f(x) = x^2$

x	-2	-1	0	1	2
$f(x)$					

