




Full vs. Empty

A) Circle the items that are full and cross out the items that are empty.



Preview

Become a member to unlock
unrestricted access to both printable
and online worksheets.



www.tutoringhour.com

B) Draw candies inside one jar to fill it completely, and leave the other jar empty.

