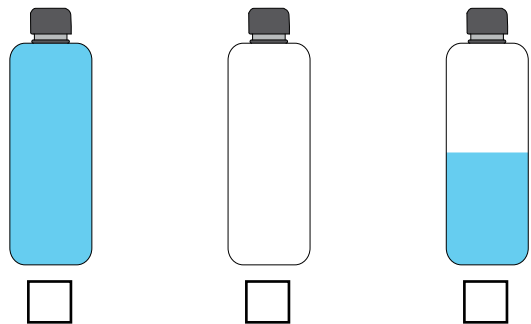
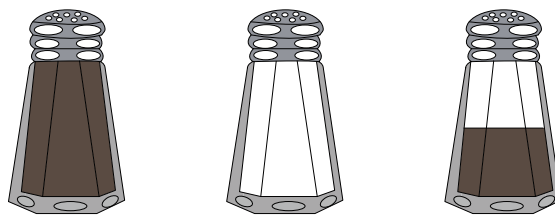


Full, Half-Full, or Empty

1) Which water bottle is half-full?



2) Which shaker is full?



3) W

Preview

Become a member to unlock
unrestricted access to both printable
and online worksheets.

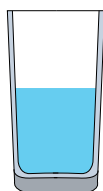


www.tutoringhour.com

5) W

Identify if the container is full, half-full, or empty, and check the correct option.

1)



full

half-full

empty

2)



full

half-full

empty