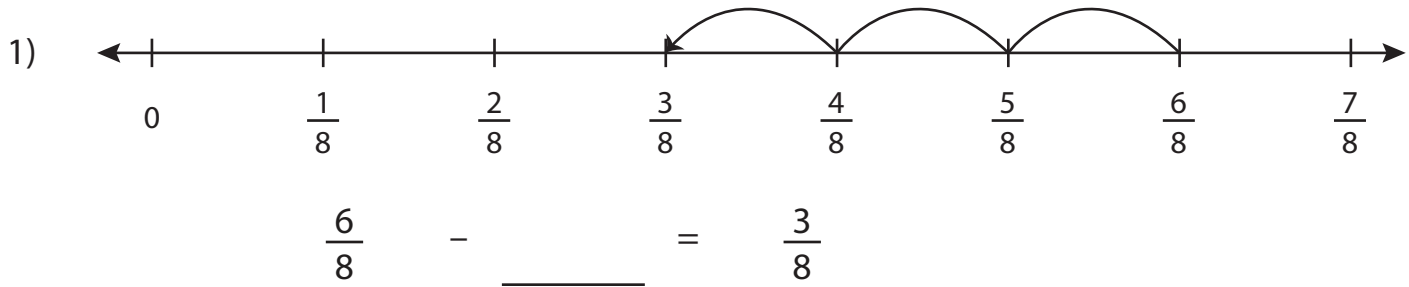


Subtracting Fractions on a Number Line

Complete the subtraction sentence that describes each model.



2)

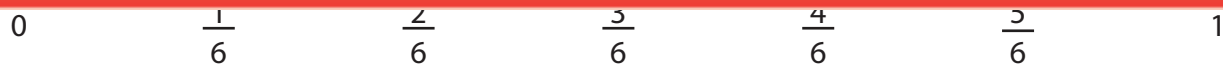
Preview

Become a member to unlock
unrestricted access to both printable
and online worksheets.



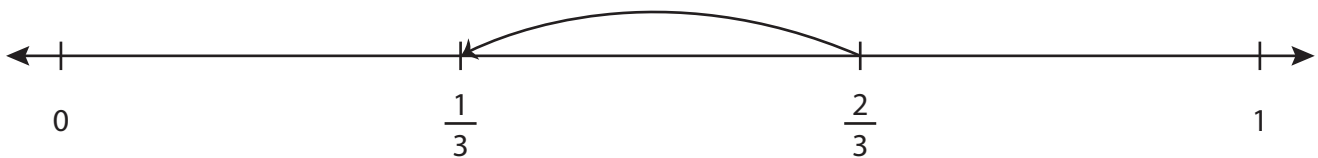
www.tutoringhour.com

4)



$\frac{4}{6} - \underline{\hspace{2cm}} = \frac{2}{6}$

5)



$\underline{\hspace{2cm}} - \frac{1}{3} = \frac{1}{3}$