
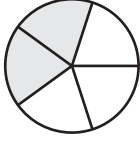

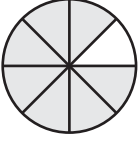
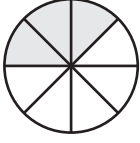
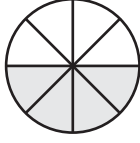








## Subtracting Fractions Using Visual Models

A) Observe each fraction model and complete the subtraction equation.

1)  -  = 

2)  -  = 


3)  -  = 

5)  -  = 

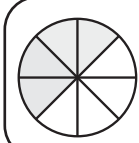
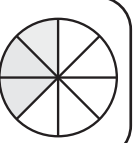
# Preview

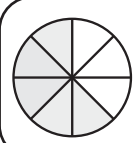
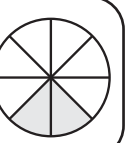
Become a member to unlock  
unrestricted access to both printable  
and online worksheets.

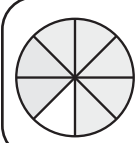
www.tutoringhour.com



B) Which of the following models represents a pair of fractions whose difference is  $\frac{3}{8}$ ?

a)  - 

b)  - 

c)  - 