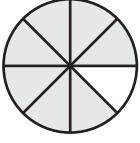
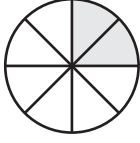
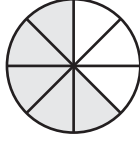
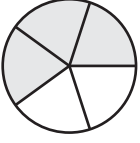
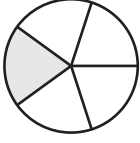
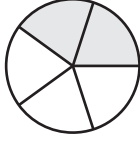








Subtracting Fractions Using Visual Models

A) Observe each fraction model and complete the subtraction equation.

1)  -  =  2)  -  = 

7 2 3 1

3)  -  = 


5)  -  = 

10 10 6 6

Preview

Become a member to unlock
unrestricted access to both printable
and online worksheets.

www.tutoringhour.com



B) Which of the following models represents a pair of fractions whose difference is $\frac{3}{16}$?

