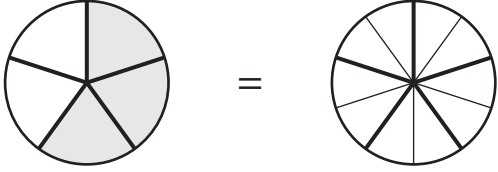


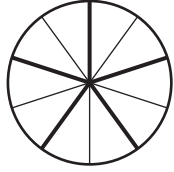
Equivalent Fractions | Pie Model

A) Shade each pie model to match the fraction shown and write the equivalent fraction.

1)

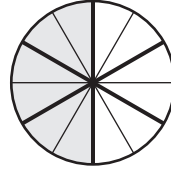


=

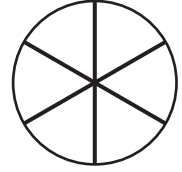
3

=

2)



=

6

=

3)

Preview

Become a member to unlock
unrestricted access to both printable
and online worksheets.



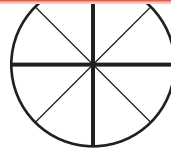
www.tutoringhour.com

B)

1)



=



=



3)

 $\frac{8}{12}$

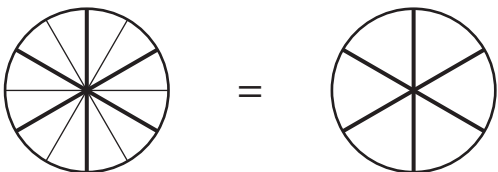
=

 $\frac{4}{6}$

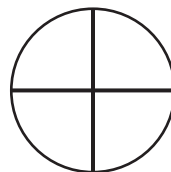

4)

 $\frac{3}{4}$

=

 $\frac{9}{12}$ 

=



=

