

Decimals on a Number Line


Answer Key

A) Plot the given decimal number on each number line.


1) 9.5



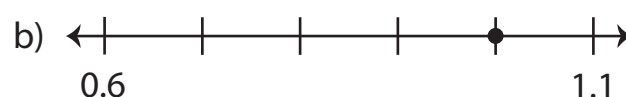
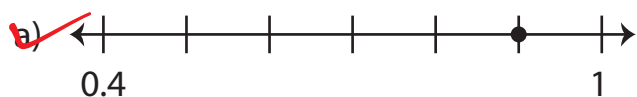
2) 5.4



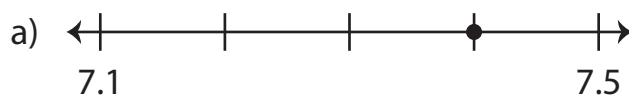
3) 3.3



B) 1) Which number line represents 0.9?



2) Which number line represents 7.2?



3) Which number line depicts the decimal 1.7?

