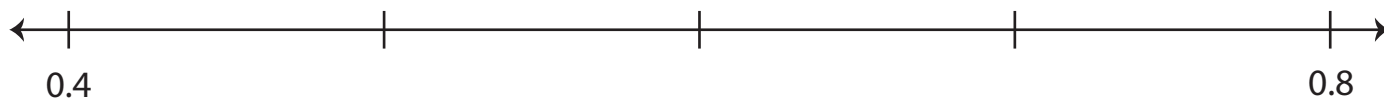



Decimals on a Number Line

A) Plot the given decimal number on each number line.


1) 0.7



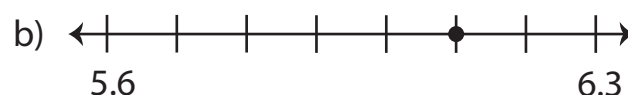
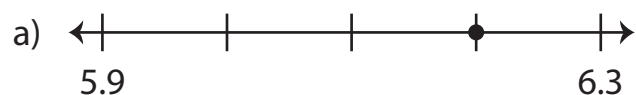
2) 8.8



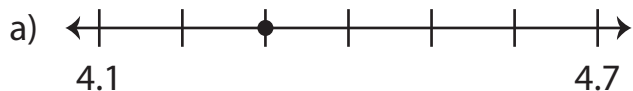
3) 7.5



B) 1) Which number line depicts the decimal 6.1?



2) Which number line represents 4.3?



3) Which number line depicts the decimal 0.6?

