


Decimals on a Number Line

A) Plot the given decimal number on each number line.


1) 16.64



2) 3.27

Preview

Become a member to unlock
unrestricted access to both printable
and online worksheets.



www.tutoringhour.com

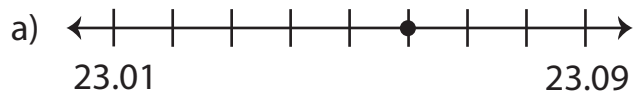
A horizontal number line with arrows at both ends. There are 7 vertical tick marks. The first tick mark on the left is labeled '7' and the last tick mark on the right is labeled '7'. The space between the two labels is divided into 6 equal intervals by the intermediate tick marks.

3) 7.

B) 1



2) Which number line represents 23.06?



3) Which number line depicts the decimal 0.59?

