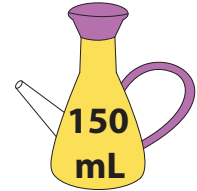



Capacity

- A) Match each jug with the container whose volume corresponds to the liquid level in the jug.



Preview

Become a member to unlock
unrestricted access to both printable
and online worksheets.




www.tutoringhour.com



- B) Shade each jug to indicate the level when liquid from the other container is poured into it.

1)



2)

