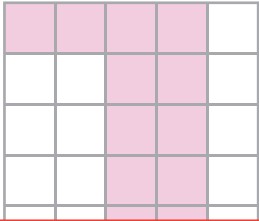


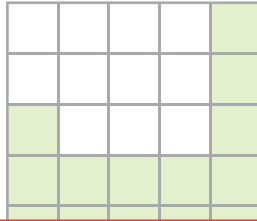
# Area of Rectilinear Figures

Find the area of the shaded region in each grid.

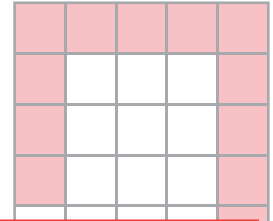
1) Scale:  $\square = 4 \text{ ft}^2$



2) Scale:  $\square = 7 \text{ yd}^2$



3) Scale:  $\square = 8 \text{ in}^2$



Area = \_\_\_\_\_

# Preview

4)

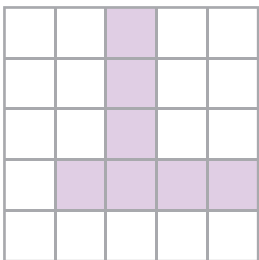
Become a member to unlock  
unrestricted access to both printable  
and online worksheets.

Area = \_\_\_\_\_

[www.tutoringhour.com](http://www.tutoringhour.com)

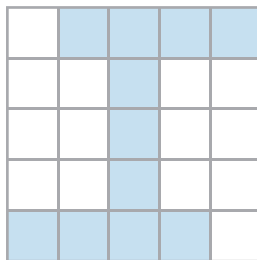


7) Scale:  $\square = 3 \text{ in}^2$



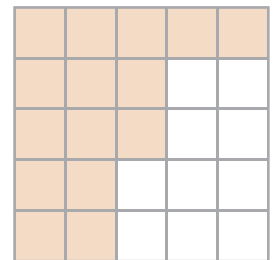
Area = \_\_\_\_\_

8) Scale:  $\square = 6 \text{ ft}^2$



Area = \_\_\_\_\_

9) Scale:  $\square = 2 \text{ yd}^2$



Area = \_\_\_\_\_