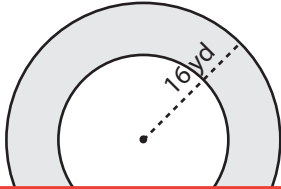


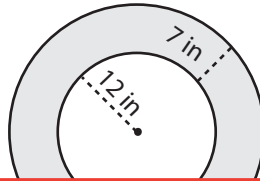
Area of an Annulus

Find the area of the shaded region in each figure. Express your answer in terms of π .

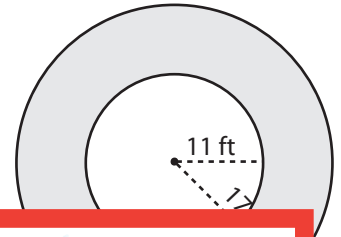
1)



2)




3)



4)

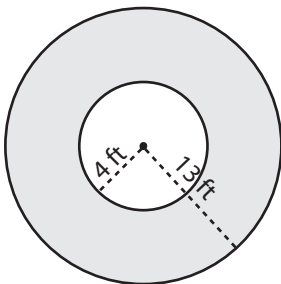
Preview

Become a member to unlock
unrestricted access to both printable
and online worksheets.

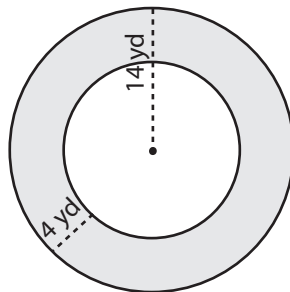


www.tutoringhour.com

7)



8)



9)

