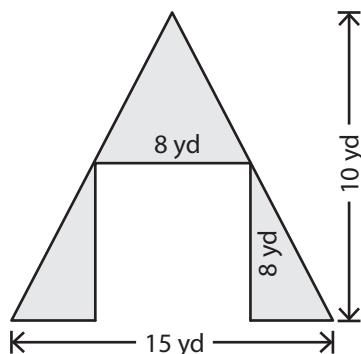


Area of Compound Figures

Answer Key

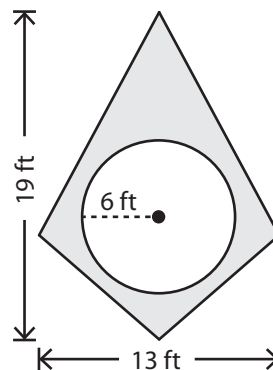
Find the area of the shaded region in each figure. Round your answer to two decimal places. (Use 3.14 for π .)

1)



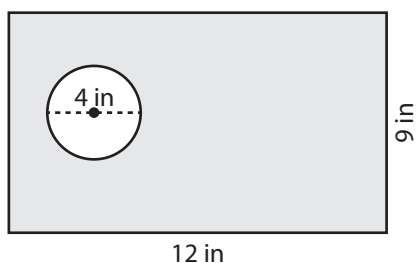
11 yd²

2)



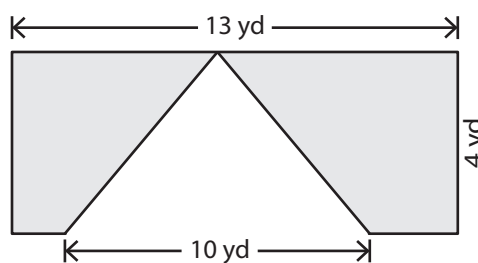
10.46 ft²

3)



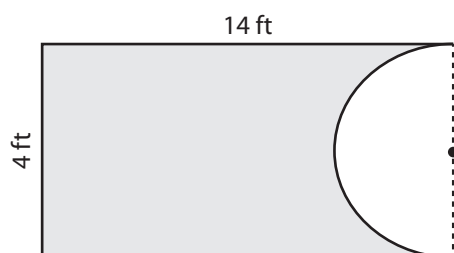
95.44 in²

4)



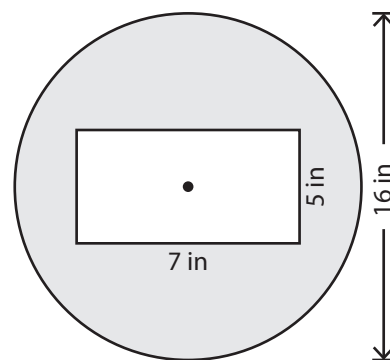
32 yd²

5)



49.72 ft²

6)



165.96 in²