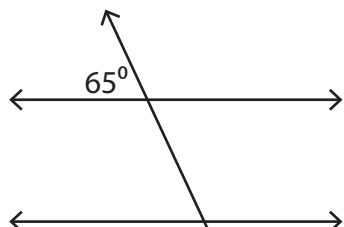


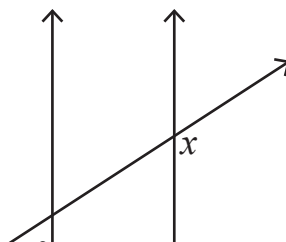
Exterior Angles

Find the value of x in each figure below where two parallel lines are cut by a transversal.

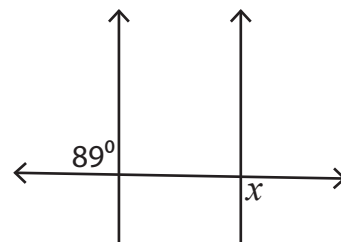
1)



2)



3)



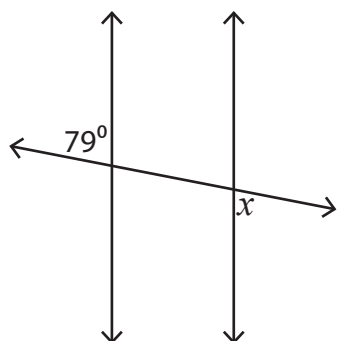
4)

**Become a member to unlock
unrestricted access to both printable
and online worksheets.**



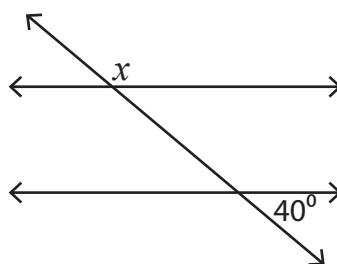
www.tutoringhour.com

7)



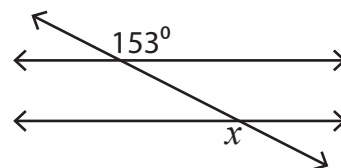
$x =$ _____

8)



$x =$ _____

9)



$x =$ _____