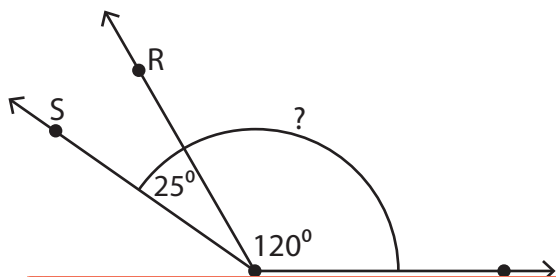


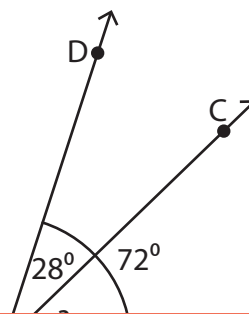
# Adjacent Angles

Find the measure of the indicated angle in each figure.

1)



2)



3)

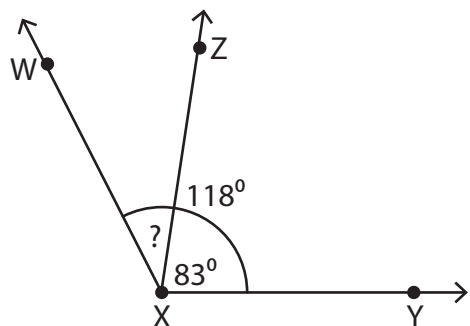
## Preview

Become a member to unlock  
unrestricted access to both printable  
and online worksheets.



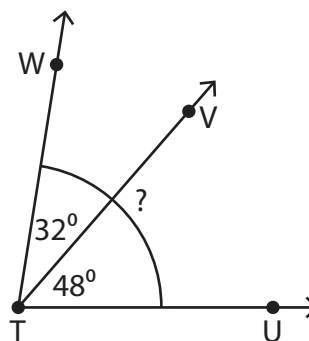
[www.tutoringhour.com](http://www.tutoringhour.com)

5)



$$m\angle ZXW = \underline{\hspace{2cm}}$$

6)



$$m\angle WTU = \underline{\hspace{2cm}}$$