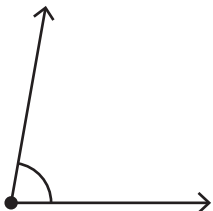



Estimating Angles


Choose the estimation of the measure of each angle.

- 1)  a) 80° approx. b) 50° approx. c) 25° approx.

2) 

Preview

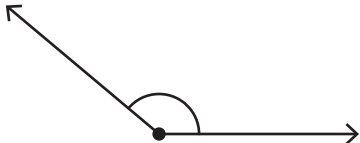
**Become a member to unlock
unrestricted access to both printable
and online worksheets.**

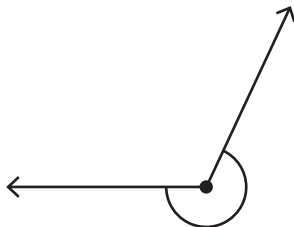


www.tutoringhour.com

3) rox.

4) rox.

- 5)  a) 175° approx. b) 140° approx. c) 110° approx.

- 6)  a) 285° approx. b) 200° approx. c) 245° approx.