


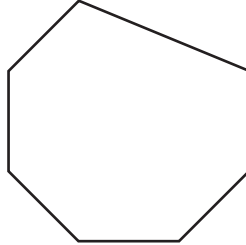
Identifying Open and Closed Shapes

A) Write whether the given shapes are closed or open.

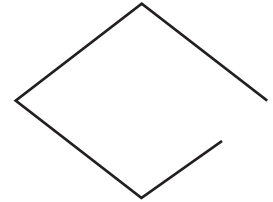
1)



2)



3)



4)

Preview

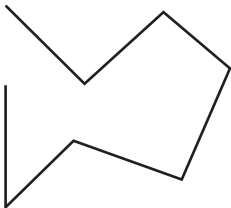
Become a member to unlock
unrestricted access to both printable
and online worksheets.



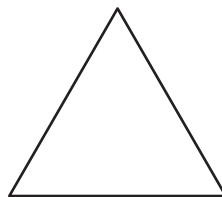
www.tutoringhour.com

B) Identify the shapes and check closed or open as appropriate.

a)



b)



c)



Closed

Open

Closed

Open

Closed

Open